






EDDGE LED SQUARE

series: EDDGE

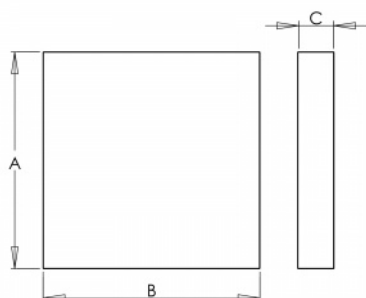


-  Led lights
-  Direct
-  IP 20
-  Surface mounted

900 × 900 × 85 mm

LED fixture for suspension or surface mounting
 Body made of extruded aluminium profile
 Diffuser made of satinic plexi for high-comfort soft light diffusion or microprismatic structure for glare reduction
 Brushed aluminium or powder coated finish
 Electronic or dimmable electronic ballast
 Accessories to be ordered separately

Product description



Product code
0-141230.20V

Optics
acrylic satin diffuser

Dimension a
900 mm

Dimension c
85 mm

Total power consumption
79 W

Color temperature
3000 K

Mounting type
surface mounted, suspended

Weight
9.8 kg

Driver
DALI / SwitchDim

Colour
oyster white

Dimension b
900 mm

Type of light source
LED

Luminous flux
11250 lm

Color index (RA)
80

Cover
IP 20

Designed for
interior

Photometry

