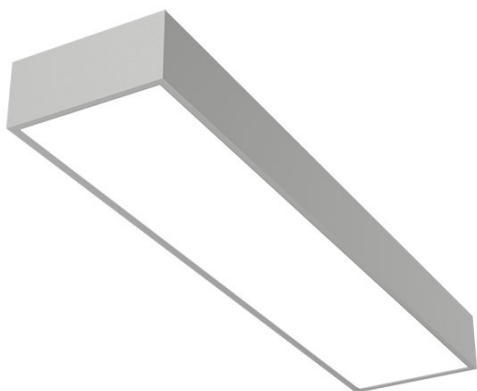


EDDGE WALL T5 HIGH

series: EDDGE



Direct and indirect



IP 20

Mounting on wall

590 × 200 × 85 mm

Wall luminaires for fluorescent tubes


Body made of extruded aluminium profile

Diffuser made of satinic plexi for high-comfort soft light diffusion or microprismatic structure for glare reduction


Brushed aluminium or powder coated finish

Electronic or dimmable electronic ballast

Accessories to be ordered separately



Photometry



Product description

Product code
0-140890.301

Optics
acrylic satin diffuser

Dimension a
590 mm

Dimension c
85 mm

Lamp caps
G5

Mounting type
mounting on wall,

Weight
3.3

Driver
Analog 1-10V

Colour
gray

Dimension b
200 mm

Type of light source
T5

Total power consumption
28

Cover
IP 20

Designed for
interior