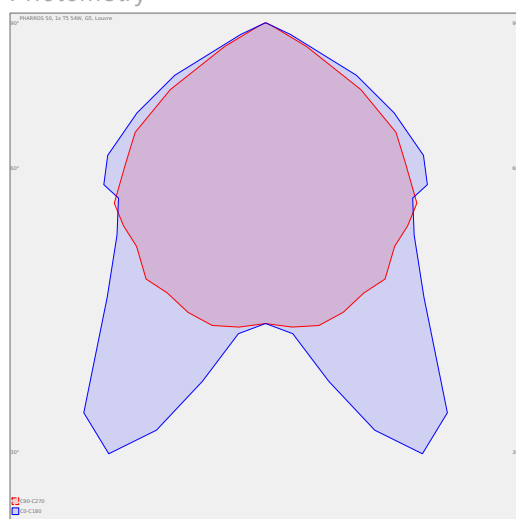


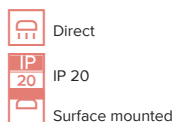


## Photometry



## PHARROS

series: PHARROS



**1230 × 163 × 56 mm**

Surface mounted / suspended design luminaires for fluorescent lamps  
Direct – indirect beam  
Body made of aluminium profile ( powder coated )  
High polished aluminium louvre  
Electronic / dimmable electronic ballast  
Accessories to be ordered separately

## Product description

Product code  
**0-230006.02B**

Optics  
**polished louvre**

Dimension a  
**1230 mm**

Dimension c  
**56 mm**

Ceiling recessed II  
**84**

Lamp caps  
**G5**

Mounting type  
**surface mounted, suspended**

Cover  
**IP 20**

Designed for  
**interior**

Driver  
**EVG**

Colour  
**fawn brown**

Dimension b  
**163 mm**

Ceiling recessed I  
**1087**

Type of light source  
**T5**


Total power consumption  
**54**




Note  
**Autonomous luminaire**

Weight  
**3.4**

# PHARROS

series: PHARROS



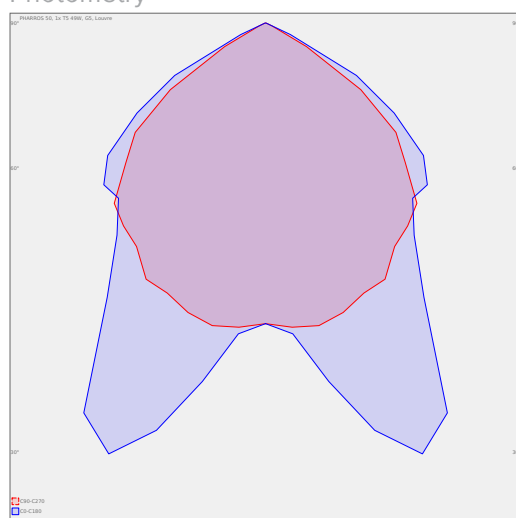
-  Direct
-  IP 20
-  Surface mounted

**1530 × 163 × 56 mm**

Surface mounted / suspended design luminaires for fluorescent lamps  
 Direct – indirect beam  
 Body made of aluminium profile ( powder coated )  
 High polished aluminium louvre  
 Electronic / dimmable electronic ballast  
 Accessories to be ordered separately



## Photometry



## Product description

Product code  
**0-230008.02P**

Optics  
**polished louvre**

Dimension a  
**1530 mm**

Dimension c  
**56 mm**

Ceiling recessed II  
**84**

Lamp caps  
**G5**

Mounting type  
**surface mounted, suspended**

Cover  
**IP 20**

Designed for  
**interior**

Driver  
**EVG**

Colour  
**traffic red**

Dimension b  
**163 mm**

Ceiling recessed I  
**1387**

Type of light source  
**T5**

Total power consumption  
**49**




Note  
**Autonomous luminaire**

Weight  
**4.1**

# PHARROS

series: PHARROS



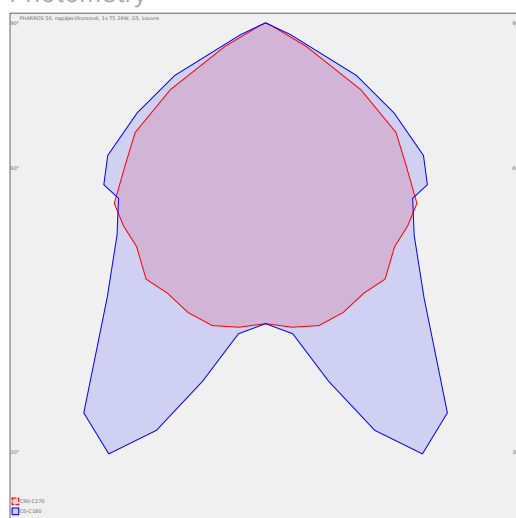
-  Direct
-  IP 20
-  Surface mounted

**605 × 163 × 56 mm**

Surface mounted / suspended design luminaires for fluorescent lamps  
 Direct – indirect beam  
 Body made of aluminium profile ( powder coated )  
 High polished aluminium louvre  
 Electronic / dimmable electronic ballast  
 Accessories to be ordered separately



## Photometry



## Product description

Product code

**0-230041.221**

Optics

**polished louvre**

Dimension a

**605 mm**

Dimension c

**56 mm**

Ceiling recessed II

**182**

Lamp caps

**G5**

Mounting type

**surface mounted, suspended**

Cover

**IP 20**

Designed for

**interior**

Driver

**DALI / SwitchDim**

Colour

**water blue**

Dimension b

**163 mm**

Ceiling recessed I

**512**

Type of light source

**T5**

Total power consumption

**24**

Note

**End part / Feeding part**

Weight

**2.3**